

CHOOSE TO BE NICE[®]

LEARNING ACTIVITY GUIDE - FOURTH GRADE

FRIENDSHIP



FRIENDLY FELIPE

remembers that the friendlier he is
the more fun he has.



WHAT'S INSIDE?

- Student-centered activities designed to promote lifelong social and emotional intelligence
- Book recommendations + literacy activities
- Home connections + tips for parents

CHOOSE
TO BE NICE[®]



Welcome to the Fourth Grade Friendship Learning Activities!

This month, your school community will be emphasizing the importance of friendship. Use this Learning Activity Guide to help students understand and embrace friendship through an engaging video or audio recording, a children’s book, a lesson, discussion questions, extension ideas, bonus materials, and at-home engagement. These fun and student-centered activities are cross-curricular and include opportunities for children to collaborate and work independently, exercise their literacy skills and creativity, and develop social and emotional awareness.

The Choose To Be Nice® school program is a comprehensive and engaging SEL (social and emotional learning) program that focuses on the nine important values of respect, kindness, acceptance, teamwork, honesty, responsibility, friendship, patience, and courage. Schools focus on one value per month, and all program components are designed to foster empathy, kindness, and lifelong values that will help children become resilient and compassionate individuals. All learning activities are aligned with the five core social-emotional learning competencies identified by CASEL (Collaborative for Academic, Social, and Emotional Learning), the nation’s leading organization advancing the development of academic, social, and emotional competence for all students. As students go through the Choose To Be Nice program and learn and practice the Choose To Be Nice values, they are building their skills in the five competencies: self-management, self-awareness, responsible decision making, relationship skills, and social awareness.



TABLE OF CONTENTS

4 GETTING STARTED

- Choose To Be Nice Values
- Online Resources
 - Educator Resources
 - Family Resources
- Suggested Schedule

7 LEARNING ACTIVITIES - FOURTH GRADE FRIENDSHIP

- Choose To Be Nice At Home Activity Book
- Friendly Felipe Audio
- Fourth Grade Friendship Learning Activity
- Discussion Questions
- Extension Ideas
- Additional Book Suggestions List

10 BONUS MATERIALS

- Friendship Award Certificate
- Friendship Reward Tickets
- Coloring Page
- Poster

GETTING STARTED

OUR VALUES

Choose To Be Nice promotes its mission with these nine important values:

RESPECT - be polite and show consideration for others and their differences

KINDNESS - be nice and friendly to people wherever you go

ACCEPTANCE - appreciate and recognize people for who they are

TEAMWORK - collaborate and work together with others

HONESTY - be truthful and fair

RESPONSIBILITY - be accountable for your own actions

FRIENDSHIP - be a friendly companion other people want to be around

PATIENCE - be calm and understand that some things take time and endurance


COURAGE - be brave and dare to be nice even when it's hard

GETTING STARTED


ONLINE RESOURCES

Resources for educators and families are available to download on our website.

Educator Resources Page: The entire Choose To Be Nice curriculum, along with supporting documents, additional student worksheets, at home activity guides, bonus materials, and this guide, are all available on our website on the Educator Resources Page. To access materials visit: www.choosetobenice.com/educator-resources. Use password: **CTBNschool24-25**.



Family Resources Page: Please be sure to direct your families to our online **Family Resources Page**, where we have additional engaging and fun at home activities for families, as well as tips and other resources. Families can access the activities at: www.choosetobenice.com/home-community-resources/.



GETTING STARTED

SUGGESTED SCHEDULE

Here is a suggested schedule to follow for Fourth Grade Friendship Month:

Prior To Week One:

- Send home the Choose To Be Nice At Home Activity Book (Fourth Grade Friendship) available on the Educator Resources Page
- Have books from the suggested book list readily available for your students

Week One:

- Play Felipe's audio recording found on the Educator Resources Page
- Friendship Learning Activity: Friendship Memories

Week Two:

- Have Group Discussions about friendship

Week Three:


- Have students reflect on and write about friendship during journal time. Journal covers and pages are available to download from the Educator Resources Page

Week Four:

- Friendship Extension Activity

CHOOSE TO BE NICE AT HOME ACTIVITY BOOK

Essential to adopting any new behaviors is making sure the learning reaches home. **Choose To Be Nice At Home Activity Books** help to reinforce the Choose To Be Nice values and encourage positive dialogue at home. Each Guide includes a note to parents/guardians, a fun activity, discussion questions, a coloring page and a poster. Be sure to send this guide home prior to starting this month's learning activities.



FRIENDLY FELIPE AUDIO

In this short audio recording, **Friendly Felipe** talks about friendship and builds excitement for additional learning and exploration. Be sure to play this audio prior to starting this month's learning activities.



All At Home Activity Guides, and audio recordings are available on our website on the [Educator Resources Page](#). Password is CTBNschool24-25.

FRIENDLY FELIPE

remembers that the friendlier he is
the more fun he has.

BOOK SUGGESTION: **Wilfrid Gordon McDonald Partridge**, By Mem Fox

LEARNING ACTIVITY: Friendship Memories

SUBJECT CONNECTIONS: English Language Arts

MATERIALS NEEDED:

- CTBN Journal

INSTRUCTIONS: Read **Wilfrid Gordon McDonald Partridge**. Have students discuss how Wilfrid uses the memory box to strengthen his **friendship** with Miss Nancy and the other residents at the nursing home. Ask students to think of different objects in their lives that remind them of fun moments that they have had with friends.

Using their CTBN Journal, have students draw their item and write about the moment of friendship that it represents. When students are done writing, ask volunteers to share their object with the class and read what they wrote. Have students reflect on the importance of having good friends.



DISCUSSION QUESTIONS (3-5)

Use these questions to engage students in thoughtful discussions about friendship.

- What qualities do you value in a friend, and why?
- Discuss the difference between online and face-to-face friendships. What are the benefits and challenges of each?
- Share a story about a time when a friend helped you in an important way.
- What qualities do you look for in a friend?
- What can you do to become friends with someone new?

EXTENSION IDEAS

Use these Extension Ideas to extend and reinforce the learning anytime throughout the month and year.

- Have students create 3-D mock-ups of their item using construction paper, scissors, tape, and recycled materials. Display each item in the classroom as a symbol of all the friendships the students have.
- Have students interview each other about the characteristics that they look for in a friend. After interviews are complete, have students share their results and plot them on a classroom bar graph.

ADDITIONAL BOOKS LIST - FRIENDSHIP (3-5)

Use these additional books to reinforce the concept of friendship.

A Letter to Amy, By Ezra Jack Keats

Real Friends, By Shannon Hale

Hello, Universe, By Erin Entrada Kelly

Because of Winn-Dixie, By Kate DiCamillo

Bridge to Terabithia, By Katherine Paterson

The Liberation of Gabriel King, By K.L. Going

BONUS MATERIALS

Award Certificates: Choose To Be Nice Award Certificates are a great way to promote a positive school culture and reinforce the Choose To Be Nice value of the month. Use the Friendship Award Certificate to recognize those students for consistently trying to foster friendships among their peers.




Reward Tickets: Keep a stack of Friendship Tickets handy. When you observe a student being a good friend through actions, words, or interactions, award them a ticket. Empowering students to award these tickets to their peers is a great way to encourage them to recognize and value a good friend. Consider setting up a system where tickets can be exchanged for small rewards or privileges.



Coloring Page: Students can use coloring pages during quiet time. Display completed pages around the classroom to celebrate students' understanding and commitment to friendship.



Poster: Hang the poster in your classroom as a visual reminder of the importance of friendship. Use the poster to spark meaningful discussions about friendship.



**CHOOSE
TO BE NICE[®]**



FRIENDSHIP AWARD

This award is being presented to

*for being a friendly companion that
other people want to be around.*

Keep up the good work!!



FRIENDSHIP



CONGRATULATIONS! YOU WERE
CAUGHT BEING A GOOD FRIEND

Name: _____

Date: _____



FRIENDSHIP



CONGRATULATIONS! YOU WERE
CAUGHT BEING A GOOD FRIEND

Name: _____

Date: _____



FRIENDSHIP



CONGRATULATIONS! YOU WERE
CAUGHT BEING A GOOD FRIEND

Name: _____

Date: _____



FRIENDSHIP



CONGRATULATIONS! YOU WERE
CAUGHT BEING A GOOD FRIEND

Name: _____

Date: _____



FRIENDSHIP



CONGRATULATIONS! YOU WERE
CAUGHT BEING A GOOD FRIEND

Name: _____

Date: _____



FRIENDSHIP



CONGRATULATIONS! YOU WERE
CAUGHT BEING A GOOD FRIEND

Name: _____

Date: _____



FRIENDSHIP



CONGRATULATIONS! YOU WERE
CAUGHT BEING A GOOD FRIEND

Name: _____

Date: _____



FRIENDSHIP



CONGRATULATIONS! YOU WERE
CAUGHT BEING A GOOD FRIEND

Name: _____

Date: _____



FRIENDSHIP



FRIENDSHIP



FRIENDLY FELIPE

remembers that the friendlier he is
the more fun he has.

CHOOSE TO BE NICE[®]

