

# CHOOSE TO BE NICE<sup>®</sup>

LEARNING ACTIVITY GUIDE - GRADE K

## FRIENDSHIP



**FELIPE THE FRIENDSHIP MOUSE**  
remembers that the friendlier he is  
the more fun he has.



### WHAT'S INSIDE?

- Student-centered activities designed to promote lifelong social and emotional intelligence
- Book recommendations + literacy activities
- Home connections + tips for parents

**CHOOSE  
TO BE NICE<sup>®</sup>**



Welcome to the Kindergarten Friendship Learning Activities!

This month, your school community will be emphasizing the importance of friendship. Use this Learning Activity Guide to help students understand and embrace friendship through an engaging video or audio recording, a children’s book, a lesson, discussion questions, extension ideas, bonus materials, and at-home engagement. These fun and student-centered activities are cross-curricular and include opportunities for children to collaborate and work independently, exercise their literacy skills and creativity, and develop social and emotional awareness.

The Choose To Be Nice® school program is a comprehensive and engaging SEL (social and emotional learning) program that focuses on the nine important values of respect, kindness, acceptance, teamwork, honesty, responsibility, friendship, patience, and courage. Schools focus on one value per month, and all program components are designed to foster empathy, kindness, and lifelong values that will help children become resilient and compassionate individuals. All learning activities are aligned with the five core social-emotional learning competencies identified by CASEL (Collaborative for Academic, Social, and Emotional Learning), the nation’s leading organization advancing the development of academic, social, and emotional competence for all students. As students go through the Choose To Be Nice program and learn and practice the Choose To Be Nice values, they are building their skills in the five competencies: self-management, self-awareness, responsible decision making, relationship skills, and social awareness.



# TABLE OF CONTENTS

## 4 GETTING STARTED

- Choose To Be Nice Values
- Online Resources
  - Educator Resources
  - Family Resources
- Suggested Schedule

## 7 LEARNING ACTIVITIES - KINDERGARTEN FRIENDSHIP

- Choose To Be Nice At Home Activity Book
- Felipe The Friendship Mouse Video
- Felipe's Chant
- Kindergarten Friendship Learning Activity
- Discussion Questions
- Social Stories
- Extension Ideas
- Additional Book Suggestions List

## 13 BONUS MATERIALS

- Friendship Award Certificate
- Friendship Reward Tickets
- Coloring Page
- Poster

# GETTING STARTED

## OUR VALUES

Choose To Be Nice promotes its mission with these nine important values:

**RESPECT** - be polite and show consideration for others and their differences

**KINDNESS** - be nice and friendly to people wherever you go

**ACCEPTANCE** - appreciate and recognize people for who they are

**TEAMWORK** - collaborate and work together with others

**HONESTY** - be truthful and fair

**RESPONSIBILITY** - be accountable for your own actions

**FRIENDSHIP** - be a friendly companion other people want to be around

**PATIENCE** - be calm and understand that some things take time and endurance


**COURAGE** - be brave and dare to be nice even when it's hard

# GETTING STARTED


## ONLINE RESOURCES

Resources for educators and families are available to download on our website.

**Educator Resources Page:** The entire Choose To Be Nice curriculum, along with supporting documents, additional student worksheets, at home activity guides, bonus materials, and this guide, are all available on our website on the Educator Resources Page. To access materials visit: [www.choosetobenice.com/educator-resources](http://www.choosetobenice.com/educator-resources). Use password: **CTBNschool24-25**.



**Family Resources Page:** Please be sure to direct your families to our online **Family Resources Page**, where we have additional engaging and fun at home activities for families, as well as tips and other resources. Families can access the activities at: [www.choosetobenice.com/home-community-resources/](http://www.choosetobenice.com/home-community-resources/).



# GETTING STARTED

## SUGGESTED SCHEDULE

Here is a suggested schedule to follow for Kindergarten Friendship Month:

### **Prior To Week One:**

- Send home the Choose To Be Nice At Home Activity Book (Kindergarten Friendship) available on the Educator Resources Page
- Have books from the suggested book list readily available for your students

### **Week One:**

- Play Felipe's video found on the Educator Resources Page
- Practice the Friendship Chant
- Friendship Learning Activity: Giant Class Rainbow Fish

### **Week Two:**

- Have Group Discussions about friendship

### **Week Three:**

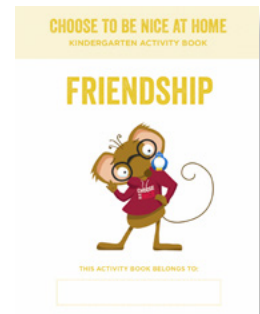
- Have students reflect on and write about friendship during journal time. Journal covers and pages are available to download from the Educator Resources Page

### **Week Four:**

- Friendship Extension Activity

## CHOOSE TO BE NICE AT HOME ACTIVITY BOOK

Essential to adopting any new behaviors is making sure the learning reaches home. **Choose To Be Nice At Home Activity Books** help to reinforce the Choose To Be Nice values and encourage positive dialogue at home. Each Guide includes a note to parents/guardians, a fun activity, a chant for younger students, discussion questions, a coloring page and a poster. Be sure to send this guide home prior to starting this month's learning activities.



## FELIPE THE FRIENDSHIP MOUSE VIDEO

In this short video, **Felipe the Friendship Mouse** introduces younger students to the concept of friendship through everyday examples and builds excitement for additional learning and exploration. The video includes a chant to help kids remember to share a smile and say hello and offers a foundation for classroom discussions and activities on friendship. Be sure to play this video prior to starting this month's learning activities.



## FELIPE THE FRIENDSHIP MOUSE CHANT

Each Choose To Be Nice value has a chant to help younger students in PreK-2 remember key concepts. Here is Felipe The Friendship Mouse's chant:

*Share a smile, say hello*

*Felipe is friendly wherever he goes!*


All At Home Activity Guides, videos, and chants are available on our website on the [Educator Resources Page](#). Password is CTBNschool24-25.

# FELIPE THE FRIENDSHIP MOUSE

remembers that the friendlier he is the more fun he has.

**BOOK SUGGESTION:**

**The Rainbow Fish**, By Marcus Pfister

**LEARNING ACTIVITY: Giant Class Rainbow Fish****SUBJECT CONNECTIONS: English Language Arts, Visual Arts****MATERIALS NEEDED:**

- Pre-drawn fish with space for scales to be glued on or taped on
- Glue/Tape
- Copies of Rainbow Fish Scales
- Safety scissors

**INSTRUCTIONS:** Introduce students to Felipe the Friendship Mouse by playing Felipe's video.

Next, read **The Rainbow Fish** together.

After reading, have students brainstorm as a group the characteristics of a good **friend**. Encourage them to think about the story, and then other examples based on their own lives.

Once the list is complete, pass out copies of the Rainbow Fish Scales worksheet and have students independently write/illustrate on a scale what it means to them to be a good friend.

When students are finished drawing, pass out safety scissors and invite them to cut out their scale.


The class can then come back together in a circle so students can each share their scales and then tape/glue the scale to the whole class rainbow fish. The rainbow fish will then permanently hang in the room to serve as a reminder that students in the class are always working on being good friends.



Use with KINDERGARTEN **FRIENDSHIP** activity: Giant Class Rainbow Fish

---

What does it mean to be a good friend?



## DISCUSSION QUESTIONS (K-2)

Use these questions to engage students in thoughtful discussions about friendship.

- Would you rather have many friends or one really close friend? Why?
- How do you show friendship toward your friends?
- If you could be friends with a famous person (past or present), who would it be and why?
- What is the difference between being friends and being friendly?
- What Choose To Be Nice values have we learned that are important to a friendship? Explain.
- What makes a good friend?
- How do good friends make you feel?
- How are you a good friend?
- What's your favorite thing to do with a friend? Why?

## SOCIAL STORIES (K-2)

Social Stories are fun and engaging short stories that show a Choose To Be Nice value in action. Read the story out loud and use the questions to prompt meaningful discussion.

**Story #1:** Perry could not wait for lunch! Not only does he love hanging out with his friends, but his mom also packed his favorite lunch, pizza! He had two pieces of delicious pepperoni pizza waiting for him in his lunchbox along with some chips and an apple. During lunch, Perry pulled his items out of his lunchbox. Right as he was about to take his first bite of pizza, he heard a gasp. Oh no! When Steven pulled his sandwich out of his lunchbox, it slid out of the bag and onto the floor. Without Steven asking, Perry offered him his second piece of pizza. Perry loved pizza, but he knew his friend needed something to eat besides just his snacks. Steven smiled and said, "Thank you."

- *How did Perry show friendship to Steven?*
- *How do you think it made Perry feel to show friendship to Steven? How did Steven feel?*
- *Does being a friend mean you have to give something you have away? What else could Perry have done to show friendship to Steven in this situation?*
- *What would you have done in this situation?*

**Story #2:** Tamara and Maria were best friends. They were in the same class every year, they played soccer together, and they spent almost every weekend together. They had similar interests and always got along well. This week, a new girl joined their class. Her name is Pria. At lunch, Maria asked Pria to sit with them. Tamara did not think much about it and enjoyed getting to know Pria. Maria also asked Pria to walk home with them afterschool. Everything was fine until they were walking home and Maria asked Pria if she would like to come watch their soccer game then go out to lunch after on Saturday. Tamara was in shock! That was their Saturday tradition. Why was she inviting Pria? Tamara gave Maria a confused look, but Maria did not notice. Pria said she had to ask her mom but thought it would be fun. After dropping Pria off, Tamara stopped Maria and said, “What are you doing? Why would you invite her on Saturday? We are already friends. We don’t need another friend.” Maria replied, “Tamara, you may not need another friend, but Pria does. She is new here. Besides, she is nice and fun. I think she would be a great addition to our group!” Tamara groaned and rolled her eyes. Maria then said, “If you don’t want to be friends with her, you don’t have to. However, I am going to be friends with her and hang out with her. It’s up to you whether you hang out with us or not. I really want you to, but I can’t make you be friends with someone if you don’t want to be.”

- *Why didn't Tamara want to be friends with Pria?*
- *How did Maria show friendship to both Pria and Tamara?*
- *What do you think Tamara will decide to do? Why?*

## EXTENSION IDEAS

Use these Extension Ideas to extend and reinforce the learning anytime throughout the month and year.

- Designate the end of the week as “Friendship Fridays”! Schedule class activities, read stories, or play games that give children opportunities to reflect upon, display, and celebrate ways to be a good friend.
- Have students write in their CTBN Journal about a friend. Ask students to draw the friend and list their favorite things about them.

**ADDITIONAL BOOKS LIST - FRIENDSHIP (K-2)**

Use these additional books to reinforce the concept of friendship.

**George And Martha: The Complete Stories Of Two Best Friends,** By James Marshall

**The Best Friends Book,** By Todd Parr

**Stick and Stone,** By Beth Ferry

**The Invisible Boy,** By Trudy Ludwig

**Strictly No Elephants,** By Lisa Mantchev

**Farfallina and Marcel,** By Holly Keller

## BONUS MATERIALS

**Award Certificates:** Choose To Be Nice Award Certificates are a great way to promote a positive school culture and reinforce the Choose To Be Nice value of the month. Use the Friendship Award Certificate to recognize those students for consistently trying to foster friendships among their peers.



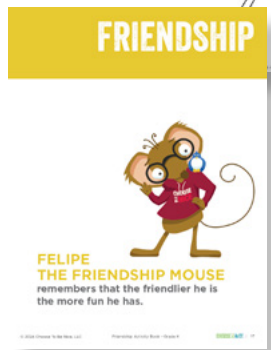
**Reward Tickets:** Keep a stack of Friendship Tickets handy. When you observe a student being a good friend through actions, words, or interactions, award them a ticket. Empowering students to award these tickets to their peers is a great way to encourage them to recognize and value a good friend. Consider setting up a system where tickets can be exchanged for small rewards or privileges.



**Coloring Page:** Students can use coloring pages during quiet time. Display completed pages around the classroom to celebrate students' understanding and commitment to friendship.



**Poster:** Hang the poster in your classroom as a visual reminder of the importance of friendship. Use the poster to spark meaningful discussions about friendship.





**CHOOSE  
TO BE NICE<sup>®</sup>**



# FRIENDSHIP AWARD

*This award is being presented to*

*for being a friendly companion that  
other people want to be around.*

*Keep up the good work!!*



# FRIENDSHIP

CHOOSE  
TO BE  
NICE

CONGRATULATIONS! YOU WERE  
CAUGHT BEING A GOOD FRIEND

Name: \_\_\_\_\_

Date: \_\_\_\_\_



# FRIENDSHIP

CHOOSE  
TO BE  
NICE

CONGRATULATIONS! YOU WERE  
CAUGHT BEING A GOOD FRIEND

Name: \_\_\_\_\_

Date: \_\_\_\_\_



# FRIENDSHIP

CHOOSE  
TO BE  
NICE

CONGRATULATIONS! YOU WERE  
CAUGHT BEING A GOOD FRIEND

Name: \_\_\_\_\_

Date: \_\_\_\_\_



# FRIENDSHIP

CHOOSE  
TO BE  
NICE

CONGRATULATIONS! YOU WERE  
CAUGHT BEING A GOOD FRIEND

Name: \_\_\_\_\_

Date: \_\_\_\_\_



# FRIENDSHIP

CHOOSE  
TO BE  
NICE

CONGRATULATIONS! YOU WERE  
CAUGHT BEING A GOOD FRIEND

Name: \_\_\_\_\_

Date: \_\_\_\_\_



# FRIENDSHIP

CHOOSE  
TO BE  
NICE

CONGRATULATIONS! YOU WERE  
CAUGHT BEING A GOOD FRIEND

Name: \_\_\_\_\_

Date: \_\_\_\_\_



# FRIENDSHIP

CHOOSE  
TO BE  
NICE

CONGRATULATIONS! YOU WERE  
CAUGHT BEING A GOOD FRIEND

Name: \_\_\_\_\_

Date: \_\_\_\_\_



# FRIENDSHIP

CHOOSE  
TO BE  
NICE

CONGRATULATIONS! YOU WERE  
CAUGHT BEING A GOOD FRIEND

Name: \_\_\_\_\_

Date: \_\_\_\_\_




# FRIENDSHIP





# FRIENDSHIP



**FELIPE**  
**THE FRIENDSHIP MOUSE**  
remembers that the friendlier he is  
the more fun he has.

# CHOOSE TO BE NICE<sup>®</sup>

