

CHOOSE TO BE NICE[®]

LEARNING ACTIVITY GUIDE - GRADE K

HONESTY



HANNAH THE HONESTY MOUSE
is always truthful.



WHAT'S INSIDE?

- Student-centered activities designed to promote lifelong social and emotional intelligence
- Book recommendations + literacy activities
- Home connections + tips for parents

**CHOOSE
TO BE NICE[®]**



Welcome to the Kindergarten Honesty Learning Activities!

This month, your school community will be emphasizing the importance of honesty. Use this Learning Activity Guide to help students understand and embrace honesty through an engaging video or audio recording, a children’s book, a lesson, discussion questions, extension ideas, bonus materials, and at-home engagement. These fun and student-centered activities are cross-curricular and include opportunities for children to collaborate and work independently, exercise their literacy skills and creativity, and develop social and emotional awareness.

The Choose To Be Nice® school program is a comprehensive and engaging SEL (social and emotional learning) program that focuses on the nine important values of respect, kindness, acceptance, teamwork, honesty, responsibility, friendship, patience, and courage. Schools focus on one value per month, and all program components are designed to foster empathy, kindness, and lifelong values that will help children become resilient and compassionate individuals. All learning activities are aligned with the five core social-emotional learning competencies identified by CASEL (Collaborative for Academic, Social, and Emotional Learning), the nation’s leading organization advancing the development of academic, social, and emotional competence for all students. As students go through the Choose To Be Nice program and learn and practice the Choose To Be Nice values, they are building their skills in the five competencies: self-management, self-awareness, responsible decision making, relationship skills, and social awareness.



TABLE OF CONTENTS

4 GETTING STARTED

- Choose To Be Nice Values
- Online Resources
 - Educator Resources
 - Family Resources
- Suggested Schedule

7 LEARNING ACTIVITIES - KINDERGARTEN HONESTY

- Choose To Be Nice At Home Activity Book
- Hannah The Honesty Mouse Video
- Hannah's Chant
- Kindergarten Honesty Learning Activity
- Discussion Questions
- Social Stories
- Extension Ideas
- Additional Book Suggestions List

13 BONUS MATERIALS

- Honesty Award Certificate
- Honesty Reward Tickets
- Coloring Page
- Poster

GETTING STARTED

OUR VALUES

Choose To Be Nice promotes its mission with these nine important values:

RESPECT - be polite and show consideration for others and their differences

KINDNESS - be nice and friendly to people wherever you go

ACCEPTANCE - appreciate and recognize people for who they are

TEAMWORK - collaborate and work together with others

HONESTY - be truthful and fair

RESPONSIBILITY - be accountable for your own actions

FRIENDSHIP - be a friendly companion other people want to be around

PATIENCE - be calm and understand that some things take time and endurance


COURAGE - be brave and dare to be nice even when it's hard

GETTING STARTED


ONLINE RESOURCES

Resources for educators and families are available to download on our website.

Educator Resources Page: The entire Choose To Be Nice curriculum, along with supporting documents, additional student worksheets, at home activity guides, bonus materials, and this guide, are all available on our website on the Educator Resources Page. To access materials visit: www.choosetobenice.com/educator-resources. Use password: **CTBNschool24-25**.



Family Resources Page: Please be sure to direct your families to our online **Family Resources Page**, where we have additional engaging and fun at home activities for families, as well as tips and other resources. Families can access the activities at: www.choosetobenice.com/home-community-resources/.



GETTING STARTED

SUGGESTED SCHEDULE

Here is a suggested schedule to follow for Kindergarten Honesty Month:

Prior To Week One:

- Send home the Choose To Be Nice At Home Activity Book (Kindergarten Honesty) available on the Educator Resources Page
- Have books from the suggested book list readily available for your students

Week One:

- Play Hannah's video found on the Educator Resources Page
- Practice the Honesty Chant
- Honesty Learning Activity: Honesty Scenario Discussions

Week Two:

- Have Group Discussions about honesty

Week Three:


- Have students reflect on and write about honesty during journal time. Journal covers and pages are available to download from the Educator Resources Page

Week Four:

- Honesty Extension Activity

CHOOSE TO BE NICE AT HOME ACTIVITY BOOK

Essential to adopting any new behaviors is making sure the learning reaches home. **Choose To Be Nice At Home Activity Books** help to reinforce the Choose To Be Nice values and encourage positive dialogue at home. Each Guide includes a note to parents/guardians, a fun activity, a chant for younger students, discussion questions, a coloring page and a poster. Be sure to send this guide home prior to starting this month's learning activities.



HANNAH THE HONESTY MOUSE VIDEO

In this short video, **Hannah the Honesty Mouse** introduces younger students to the concept of honesty through everyday examples and builds excitement for additional learning and exploration. The video includes a chant to help kids remember to be honest and offers a foundation for classroom discussions and activities on honesty. Be sure to play this video prior to starting this month's learning activities.



HANNAH THE HONESTY MOUSE CHANT

Each Choose To Be Nice value has a chant to help younger students in PreK-2 remember key concepts. Here is Hannah The Honesty Mouse's chant:

Tell the truth and play fair!

Just follow Hannah, she always cares.

All At Home Activity Guides, videos, and chants are available on our website on the [Educator Resources Page](#). Password is CTBNschool24-25.

HANNAH THE HONESTY MOUSE

is always truthful.

BOOK SUGGESTION: *The Berenstain Bears and The Truth*,
By Stan and Jan Berenstain



LEARNING ACTIVITY: Honesty Scenario Discussions

SUBJECT CONNECTIONS: English Language Arts, Visual Arts

MATERIALS NEEDED:

- Honesty Scenario cards. Create 5-10 cards to use with the activity. Add pictures showing different scenarios displaying honesty or dishonesty (e.g., picture of money on the ground, child copying someone else's work, breaking something by accident, eating a piece of candy on someone's desk, an older teen or adult telling a child not to say anything after the child saw them doing something dishonest, etc.)

INSTRUCTIONS: Introduce students to Hannah the Honesty Mouse by playing Hannah's video.

Next, read *The Berenstain Bears and The Truth* together.

After reading the book, ask students who in the book was **honest** and who was dishonest, and describe why and what they think each means. Ask how the other characters felt in the story when there were acts of honesty and when there were acts of dishonesty.

Next, place different scenario cards on the board to spark discussion about honesty.

Questions that can be asked to prompt responses from children are: *Does the picture show honesty or dishonesty? Is the picture showing someone making a good choice? Why? Or is it a bad choice? Why? If the picture shows someone making a not so good choice, what can they do instead?*

Invite children to describe what they see and explain their thought process.

Use with KINDERGARTEN **HONESTY** activity: Honesty Scenario Discussions

HONESTY SCENARIO CARD

HONESTY SCENARIO # _____

DISCUSSION QUESTIONS (K-2)

Use these questions to engage students in thoughtful discussions about honesty.

- When is it difficult to be honest? Why?
- What would happen if people could only ever tell the truth?
- What might happen if you tell a lie, even a small lie?
- Tell about a time when someone was dishonest with you. How did it make you feel?
- What does honesty mean?
- What does dishonesty mean?
- How can you be honest at school?
- How can you be honest at home?

SOCIAL STORIES (K-2)

Social Stories are fun and engaging short stories that show a Choose To Be Nice value in action. Read the story out loud and use the questions to prompt meaningful discussion.

Story #1: Sasha was walking back to her classroom from the restroom when she noticed a bag of chips on the floor outside Mr. Brock's door. Someone must have dropped them on their way into the classroom. They were her favorite flavors. Sasha thought about how yummy they would be with her sandwich at lunch and decided to put them in her pocket. When she returned to her classroom, she put them in her cubby. When it was time for lunch, her class lined up at the door to go to the cafeteria. When her class exited their classroom, she could see Mr. Brock talking to a student about the chips. The student was crying. Sasha felt bad, but did not want anyone to think that she stole them. He had just found them on the ground. Sasha tried to make herself feel better by thinking that if the student really wanted the chips, they could have been more responsible with them. It did not work. She raised her hand and asked her teacher if she could go talk to Mr. Brock. She told Mr. Brock what happened and handed over the chips. Mr. Brock thanked her and so did the student.

- *What did Sasha do that was dishonest? What did she do that was honest? How did Sasha show honesty?*
- *Do you think it was hard for Sasha to tell the truth? Why or why not?*

- *What would have happened if Sasha had kept the chips herself? How would she have felt? How would the student have felt?*
- *Would anyone have known what Sasha did if she had not told the truth? Was it a good idea to tell the truth?*
- *What would you have done if you were Sasha?*
- *What would you have done if you were the student who lost the chips?*

Story #2: Avion’s jaw hit the floor when Taquan walked into the classroom that morning. Taquan had clearly gotten a haircut the evening before, but it was not a good one. It looked like someone had cut a little too much in a spot on the back of his head. Avion said, “Taquan, what happened to your hair? It’s all messed up!” Several other students looked up and started laughing. Taquan put his hood over his head and covered his head with his arms. Mrs. Williams called Taquan and Avion to her desk. She first asked Taquan what was going on. He told her that he had sneezed when his mom was cutting his hair, and she accidentally cut it a little too close. She tried to fix it, but she could not. Then, Mrs. Williams turned to Avion.

Avion immediately said, “I was just being honest. His hair is messed up! You told us we should always be honest!” Mrs. Williams replied, “Yes, you should always be honest, but sometimes it is better to not say anything. His haircut is clearly different than he had hoped, but you did not need to draw attention to it by talking about it. You could have said nothing about it or you could have asked him about it privately. Sometimes saying things, even if they are true, can hurt others’ feelings.”

- *Was Avion being honest?*
- *How did Avion’s honesty affect Taquan?*
- *What could Avion have done differently?*
- *Has someone ever said something to you that was true but still hurt your feelings?*
- *Have you ever said something that was true but still hurt another person’s feelings?*
- *When is it important to be honest?*
- *When is it better to not say anything at all rather than say something, even if it is true?*

EXTENSION IDEAS

Use these Extension Ideas to extend and reinforce the learning anytime throughout the month and year.

- Have students create their own Honesty Scenario cards.
- Use the Honesty Scenario cards to practice sequencing “before and after”.
- Have students write in their CTBN Journal about honesty using this sentence starter: “Being honest is important because...”

ADDITIONAL BOOKS LIST - HONESTY (K-2)

Use these additional books to reinforce the concept of honesty.

Franklin Fibs, By Paulette Bourgeois

Boy Who Cried Wolf, By BG Hennessy

The Principal’s New Clothes, By Stephanie Calmenson

The Big Fat Enormous Lie, By Marjorie Weinman

Sharmat Eli’s Lie-O-Meter, By Sandra Levins

The Grizzly Bear Who Lost His GRRRRR, By Rob Biddulph

Pinky Promise, By Vanita Braver

BONUS MATERIALS

Award Certificates: Choose To Be Nice Award Certificates are a great way to promote a positive school culture and reinforce the Choose To Be Nice value of the month. Use the Honesty Award Certificate to recognize those students for consistently being honest and showing honesty with others.




Reward Tickets: Keep a stack of Honesty Tickets handy. When you observe a student showing honesty through actions, words, or interactions, award them a ticket. Empowering students to award these tickets to their peers is a great way to encourage them to recognize and value honest behavior in different situations. Consider setting up a system where tickets can be exchanged for small rewards or privileges.



Coloring Page: Students can use coloring pages during quiet time. Display completed pages around the classroom to celebrate students' understanding and commitment to honesty.



Poster: Hang the poster in your classroom as a visual reminder of the importance of honesty. Use the poster to spark meaningful discussions about honesty.




**CHOOSE
TO BE NICE[®]**



HONESTY AWARD

This award is being presented to



for being truthful and fair.

Keep up the good work!!



HONESTY



CONGRATULATIONS! YOU WERE
CAUGHT BEING HONEST

Name: _____

Date: _____



HONESTY



CONGRATULATIONS! YOU WERE
CAUGHT BEING HONEST

Name: _____

Date: _____



HONESTY



CONGRATULATIONS! YOU WERE
CAUGHT BEING HONEST

Name: _____

Date: _____



HONESTY



CONGRATULATIONS! YOU WERE
CAUGHT BEING HONEST

Name: _____

Date: _____



HONESTY



CONGRATULATIONS! YOU WERE
CAUGHT BEING HONEST

Name: _____

Date: _____



HONESTY



CONGRATULATIONS! YOU WERE
CAUGHT BEING HONEST

Name: _____

Date: _____



HONESTY



CONGRATULATIONS! YOU WERE
CAUGHT BEING HONEST

Name: _____

Date: _____



HONESTY



CONGRATULATIONS! YOU WERE
CAUGHT BEING HONEST

Name: _____

Date: _____



HONESTY



HONESTY



HANNAH
THE HONESTY MOUSE
is always truthful.

CHOOSE TO BE NICE[®]

