

# CHOOSE TO BE NICE<sup>®</sup>

LEARNING ACTIVITY GUIDE - THIRD GRADE

## RESPECT



**RESPECTFUL RYAN**  
is always polite.



### WHAT'S INSIDE?

- Student-centered activities designed to promote lifelong social and emotional intelligence
- Book recommendations + literacy activities
- Home connections + tips for parents

**CHOOSE  
TO BE NICE<sup>®</sup>**



Welcome to the Third Grade Respect Learning Activities!

This month, your school community will be emphasizing the importance of respect. Use this Learning Activity Guide to help students understand and embrace respect through an engaging video or audio recording, a children’s book, a lesson, discussion questions, extension ideas, bonus materials, and at-home engagement. These fun and student-centered activities are cross-curricular and include opportunities for children to collaborate and work independently, exercise their literacy skills and creativity, and develop social and emotional awareness.

The Choose To Be Nice® school program is a comprehensive and engaging SEL (social and emotional learning) program that focuses on the nine important values of respect, kindness, acceptance, teamwork, honesty, responsibility, friendship, patience, and courage. Schools focus on one value per month, and all program components are designed to foster empathy, kindness, and lifelong values that will help children become resilient and compassionate individuals. All learning activities are aligned with the five core social-emotional learning competencies identified by CASEL (Collaborative for Academic, Social, and Emotional Learning), the nation’s leading organization advancing the development of academic, social, and emotional competence for all students. As students go through the Choose To Be Nice program and learn and practice the Choose To Be Nice values, they are building their skills in the five competencies: self-management, self-awareness, responsible decision making, relationship skills, and social awareness.



# TABLE OF CONTENTS

## 4 GETTING STARTED

- Choose To Be Nice Values
- Online Resources
  - Educator Resources
  - Family Resources
- Suggested Schedule

## 7 LEARNING ACTIVITIES - THIRD GRADE RESPECT

- Choose To Be Nice At Home Activity Book
- Respectful Ryan Audio
- Third Grade Respect Learning Activity
- Discussion Questions
- Extension Ideas
- Additional Book Suggestions List

## 11 BONUS MATERIALS

- Respect Award Certificate
- Respect Reward Tickets
- Coloring Page
- Poster

# GETTING STARTED

## OUR VALUES

Choose To Be Nice promotes its mission with these nine important values:

**RESPECT** - be polite and show consideration for others and their differences

**KINDNESS** - be nice and friendly to people wherever you go

**ACCEPTANCE** - appreciate and recognize people for who they are

**TEAMWORK** - collaborate and work together with others

**HONESTY** - be truthful and fair

**RESPONSIBILITY** - be accountable for your own actions

**FRIENDSHIP** - be a friendly companion other people want to be around

**PATIENCE** - be calm and understand that some things take time and endurance


**COURAGE** - be brave and dare to be nice even when it's hard

# GETTING STARTED


## ONLINE RESOURCES

Resources for educators and families are available to download on our website.

**Educator Resources Page:** The entire Choose To Be Nice curriculum, along with supporting documents, additional student worksheets, at home activity guides, bonus materials, and this guide, are all available on our website on the Educator Resources Page. To access materials visit: [www.choosetobenice.com/educator-resources](http://www.choosetobenice.com/educator-resources). Use password: **CTBNschool24-25**.



**Family Resources Page:** Please be sure to direct your families to our online **Family Resources Page**, where we have additional engaging and fun at home activities for families, as well as tips and other resources. Families can access the activities at: [www.choosetobenice.com/home-community-resources/](http://www.choosetobenice.com/home-community-resources/).



# GETTING STARTED

## SUGGESTED SCHEDULE

Here is a suggested schedule to follow for Third Grade Respect Month:

### **Prior To Week One:**

- Send home the Choose To Be Nice At Home Activity Book (Third Grade Respect) available on the Educator Resources Page
- Have books from the suggested book list readily available for your students

### **Week One:**

- Play Ryan's audio recording found on the Educator Resources Page
- Respect Learning Activity: R.E.S.P.E.C.T. Poems

### **Week Two:**

- Have Group Discussions about respect

### **Week Three:**

- Have students reflect on and write about respect during journal time. Journal covers and pages are available to download from the Educator Resources Page

### **Week Four:**

- Respect Extension Activity

## CHOOSE TO BE NICE AT HOME ACTIVITY BOOK

Essential to adopting any new behaviors is making sure the learning reaches home. **Choose To Be Nice At Home Activity Books** help to reinforce the Choose To Be Nice values and encourage positive dialogue at home. Each Guide includes a note to parents/guardians, a fun activity, discussion questions, a coloring page and a poster. Be sure to send this guide home prior to starting this month's learning activities.



## RESPECTFUL RYAN AUDIO

In this short audio recording, **Respectful Ryan** talks about respect and builds excitement for additional learning and exploration. Be sure to play this audio prior to starting this month's learning activities.



All At Home Activity Guides and audio recordings are available on our website on the [Educator Resources Page](#). Password is CTBNschool24-25.

# RESPECTFUL RYAN

## is always polite.

**BOOK SUGGESTION:** *Miss Nelson is Missing!*, By Harry G. Allard, Jr.

**LEARNING ACTIVITY:** R.E.S.P.E.C.T. Poems

**SUBJECT CONNECTIONS:** English Language Arts



### MATERIALS NEEDED:

- Respect Acrostic Poem Worksheet
- Chart paper

**INSTRUCTIONS:** After reading *Miss Nelson is Missing!*, ask students to compare and contrast Miss Nelson's classroom before and after the visit of Miss Viola Swamp. Have students discuss the importance of **respect** at school and share examples of how students and teachers can show respect for one another. Write student examples on chart paper.

Next, ask students to write their own acrostic poem to define what respect means to them. Explain that acrostic poems start with a topic word written vertically. Students then write a horizontal line that relates to the topic word and begins with each letter.

Share the following example with students:

**R**aising my hand  
**E**very day at school  
**S**aying hello  
**P**utting other people first  
**E**veryone participates in  
**C**lassroom respect  
**T**eachers too!

Have students use the Respect Acrostic Poem Worksheet to create their poem. Invite them to look at the chart paper examples from the class discussion for inspiration. After students finish their poems, ask for volunteers to read them aloud to the class. Hang up the finished poems as reminders of classroom respect.



Use with THIRD GRADE RESPECT activity: R.E.S.P.E.C.T.

---

## RESPECT ACROSTIC POEM WORKSHEET

**R**

---

**E**

---

**S**

---

**P**

---

**E**

---

**C**

---

**T**

---

### DISCUSSION QUESTIONS (3-5)

Use these questions to engage students in thoughtful discussions about respect.

- What does respect mean to you?
- How do you show respect to your classmates?
- How do you show respect to your family?
- Discuss a situation where showing respect can make a difference in someone's day.
- Share a story about a time when you felt respected. What did the other person do, and how did it make you feel?
- Reflect on a time when someone treated you with disrespect. How did you handle it, and what would you want them to understand about respect?

### EXTENSION IDEAS

Use these Extension Ideas to extend and reinforce the learning anytime throughout the month and year.

- Have students present their poems to students in another class, at a school wide assembly about respect, or during daily announcements.
- Publish student poems in the school newspaper.
- Have students create additional acrostic poems in their CTBN Journal for other words that remind them of respect.

### ADDITIONAL BOOKS LIST - RESPECT (3-5)

Use these additional books to reinforce the concept of respect.

**Pinduli**, By Janell Cannon

**Wishtree**, By Katherine Applegate

**Blubber**, By Judy Blume

## BONUS MATERIALS

**Award Certificates:** Choose To Be Nice Award Certificates are a great way to promote a positive school culture and reinforce the Choose To Be Nice value of the month. Use the Respect Award Certificate to recognize those students for consistently being polite and showing consideration for others and their differences.




**Reward Tickets:** Keep a stack of Respect Tickets handy. When you observe a student showing respect through actions, words or interactions, award them a ticket. Empowering students to award these tickets to their peers is a great way to encourage them to recognize and value respectful behavior in different situations. Consider setting up a system where tickets can be exchanged for small rewards or privileges.



**Coloring Page:** Students can use coloring pages during quiet time. Display completed pages around the classroom to celebrate students' understanding and commitment to respect.



**Poster:** Hang the poster in your classroom as a visual reminder of the importance of respect. Use the poster to spark meaningful discussions about respect.



**CHOOSE  
TO BE NICE®**



# RESPECT AWARD

*This award is being presented to*

---

*for being polite and showing consideration  
for others and their differences.*

*Keep up the good work!!*

---



# RESPECT



CONGRATULATIONS! YOU WERE  
CAUGHT BEING RESPECTFUL

Name: \_\_\_\_\_

Date: \_\_\_\_\_



# RESPECT



CONGRATULATIONS! YOU WERE  
CAUGHT BEING RESPECTFUL

Name: \_\_\_\_\_

Date: \_\_\_\_\_



# RESPECT



CONGRATULATIONS! YOU WERE  
CAUGHT BEING RESPECTFUL

Name: \_\_\_\_\_

Date: \_\_\_\_\_



# RESPECT



CONGRATULATIONS! YOU WERE  
CAUGHT BEING RESPECTFUL

Name: \_\_\_\_\_

Date: \_\_\_\_\_



# RESPECT



CONGRATULATIONS! YOU WERE  
CAUGHT BEING RESPECTFUL

Name: \_\_\_\_\_

Date: \_\_\_\_\_



# RESPECT



CONGRATULATIONS! YOU WERE  
CAUGHT BEING RESPECTFUL

Name: \_\_\_\_\_

Date: \_\_\_\_\_



# RESPECT



CONGRATULATIONS! YOU WERE  
CAUGHT BEING RESPECTFUL

Name: \_\_\_\_\_

Date: \_\_\_\_\_



# RESPECT



CONGRATULATIONS! YOU WERE  
CAUGHT BEING RESPECTFUL

Name: \_\_\_\_\_

Date: \_\_\_\_\_



# RESPECT



# RESPECT



**RESPECTFUL RYAN**  
is always polite.

# CHOOSE TO BE NICE<sup>®</sup>

