

CHOOSE TO BE NICE[®]

LEARNING ACTIVITY GUIDE - GRADE K

TEAMWORK



TYLER THE TEAMWORK MOUSE
remembers that working together is very important.



WHAT'S INSIDE?

- Student-centered activities designed to promote lifelong social and emotional intelligence
- Book recommendations + literacy activities
- Home connections + tips for parents

**CHOOSE
TO BE NICE[®]**



Welcome to the Kindergarten Teamwork Learning Activities!

This month, your school community will be emphasizing the importance of teamwork. Use this Learning Activity Guide to help students understand and embrace teamwork through an engaging video or audio recording, a children’s book, a lesson, discussion questions, extension ideas, bonus materials, and at-home engagement. These fun and student-centered activities are cross-curricular and include opportunities for children to collaborate and work independently, exercise their literacy skills and creativity, and develop social and emotional awareness.

The Choose To Be Nice® school program is a comprehensive and engaging SEL (social and emotional learning) program that focuses on the nine important values of respect, kindness, acceptance, teamwork, honesty, responsibility, friendship, patience, and courage. Schools focus on one value per month, and all program components are designed to foster empathy, kindness, and lifelong values that will help children become resilient and compassionate individuals. All learning activities are aligned with the five core social-emotional learning competencies identified by CASEL (Collaborative for Academic, Social, and Emotional Learning), the nation’s leading organization advancing the development of academic, social, and emotional competence for all students. As students go through the Choose To Be Nice program and learn and practice the Choose To Be Nice values, they are building their skills in the five competencies: self-management, self-awareness, responsible decision making, relationship skills, and social awareness.



TABLE OF CONTENTS

4 GETTING STARTED

- Choose To Be Nice Values
- Online Resources
 - Educator Resources
 - Family Resources
- Suggested Schedule

7 LEARNING ACTIVITIES - KINDERGARTEN TEAMWORK

- Choose To Be Nice At Home Activity Book
- Tyler The Teamwork Mouse Video
- Tyler's Chant
- Kindergarten Teamwork Learning Activity
- Discussion Questions
- Social Stories
- Extension Ideas
- Additional Book Suggestions List

13 BONUS MATERIALS

- Teamwork Award Certificate
- Teamwork Reward Tickets
- Coloring Page
- Poster

GETTING STARTED

OUR VALUES

Choose To Be Nice promotes its mission with these nine important values:

RESPECT - be polite and show consideration for others and their differences

KINDNESS - be nice and friendly to people wherever you go

ACCEPTANCE - appreciate and recognize people for who they are

TEAMWORK - collaborate and work together with others

HONESTY - be truthful and fair

RESPONSIBILITY - be accountable for your own actions

FRIENDSHIP - be a friendly companion other people want to be around

PATIENCE - be calm and understand that some things take time and endurance


COURAGE - be brave and dare to be nice even when it's hard

GETTING STARTED


ONLINE RESOURCES

Resources for educators and families are available to download on our website.

Educator Resources Page: The entire Choose To Be Nice curriculum, along with supporting documents, additional student worksheets, at home activity guides, bonus materials, and this guide, are all available on our website on the Educator Resources Page. To access materials visit: www.choosetobenice.com/educator-resources. Use password: **CTBNschool24-25**.



Family Resources Page: Please be sure to direct your families to our online **Family Resources Page**, where we have additional engaging and fun at home activities for families, as well as tips and other resources. Families can access the activities at: www.choosetobenice.com/home-community-resources/.



GETTING STARTED

SUGGESTED SCHEDULE

Here is a suggested schedule to follow for Kindergarten Teamwork Month:

Prior To Week One:

- Send home the Choose To Be Nice At Home Activity Book (Kindergarten Teamwork) available on the Educator Resources Page
- Have books from the suggested book list readily available for your students

Week One:

- Play Tyler's video found on the Educator Resources Page
- Practice the Teamwork Chant
- Teamwork Learning Activity: Keep the Beach Balls Up!

Week Two:

- Have Group Discussions about teamwork

Week Three:


- Have students reflect on and write about teamwork during journal time. Journal covers and pages are available to download from the Educator Resources Page

Week Four:

- Teamwork Extension Activity

CHOOSE TO BE NICE AT HOME ACTIVITY BOOK

Essential to adopting any new behaviors is making sure the learning reaches home. **Choose To Be Nice At Home Activity Books** help to reinforce the Choose To Be Nice values and encourage positive dialogue at home. Each Guide includes a note to parents/guardians, a fun activity, a chant for younger students, discussion questions, a coloring page and a poster. Be sure to send this guide home prior to starting this month's learning activities.



TYLER THE TEAMWORK MOUSE VIDEO

In this short video, **Tyler the Teamwork Mouse** introduces younger students to the concept of teamwork through everyday examples and builds excitement for additional learning and exploration. The video includes a chant to help kids remember that teamwork is good work and offers a foundation for classroom discussions and activities on teamwork. Be sure to play this video prior to starting this month's learning activities.



TYLER THE TEAMWORK MOUSE CHANT

Each Choose To Be Nice value has a chant to help younger students in PreK-2 remember key concepts. Here is Tyler the Teamwork Mouse's chant:

Work together, play together, and be part of our team.

Tyler says, "It's not as hard as it seems!"

All At Home Activity Guides, videos, and chants are available on our website on the [Educator Resources Page](#). Password is CTBNschool24-25.

TYLER THE TEAMWORK MOUSE

remembers that working together is very important.



BOOK SUGGESTION:

Camille's Team, By Stuart J. Murphy

LEARNING ACTIVITY: Keep The Beach Balls Up!

SUBJECT CONNECTIONS: English Language Arts, Physical Education, Visual Arts

MATERIALS NEEDED:

- 1-3 beach balls
- Copies of My Team

INSTRUCTIONS: Introduce students to Tyler the Teamwork Mouse by playing Tyler's video. Next play "Keep The Beach Balls Up." Explain to students that the purpose of the game is for them to work together as a team and help each other keep all of the beach balls in the air without them touching the ground.

To reinforce the concept of **teamwork**, it is important to have a discussion after the game about what they had to do together to work as a team (communicate, share, take turns, watch what others around them are doing, etc.). Some questions that would be appropriate to ask are: *What worked well? What was challenging? What would you do differently if we played again?*

If time permits, allow students to play a second time and then discuss the two experiences and how the second time was different. Ask: *How did you work together as a team?*

Next read the book **Camille's Team**. Distribute copies of the My Team handout to each student. Invite students to draw their classmates. When students are finished have them share their Team drawings with the class. Explain to students that their class is a team and it's important to work together.

Use with KINDERGARTEN **TEAMWORK** activity: Keep the Beach Balls Up!



**CHOOSE
TO BE
NICE**

'S TEAM

DISCUSSION QUESTIONS (K-2)

Use these questions to engage students in thoughtful discussions about teamwork.

- Why is teamwork important?
- When do you show teamwork at school?
- What can you do to be a good teammate?
- What is your favorite sport or sports team? How do they use teamwork?
- What teams have you been on before?
- If you could be on any team, what team would it be?
- Did your team work well together and show teamwork? Why or why not?
- What could happen when one member of the team doesn't work with everyone else?

SOCIAL STORIES (K-2)

Social Stories are fun and engaging short stories that show a Choose To Be Nice value in action. Read the story out loud and use the questions to prompt meaningful discussion.

Story #1: Ms. Oliver's class has a competition each week to see which table of students can earn the most points. Students earn points by being the first ones to clean up, following directions, doing their work, and following the classroom and school rules. In order to get a point, the entire table must be doing what they are supposed to do. On Friday, the table with the most points wins a prize. The students love the competition and work hard to get as many points as possible. Last Friday, two teams tied for the most points. After lunch, the students were supposed to work on their independent math work. Dylan finished early and started talking to Blake. His tablemates reminded him to find something to do instead of talking, but it was too late. The other table got a point for being on task, and Dylan and Blake's table lost. Their other tablemates were so angry with them for ruining their chance to win the competition. One person even asked for them to be moved from the table.

- *Who was not showing teamwork in this story?*
- *How do you think Dylan and Blake felt when the other team got a point and their team did not?*
- *What could Dylan and Blake do instead?*
- *Do you think the competition is fair? Why or why not?*
- *How is the competition related to teamwork?*

Story #2: Tasha and Simone are on the soccer team for their school. They both play forward and have scored many goals so far this season. Both Tasha and Simone know that teamwork is important in soccer. It takes everyone working together to move the ball down the field and score a goal. Samantha plays midfield and has never been able to score a goal. In the last game of the season, the team was down 2-1. The last minutes of the game were ticking away, and it did not seem like they would be able to score. Suddenly, a player from the other team tapped the ball a little too hard, and the ball got away from her. Simone was right there and stole the ball. She began kicking the ball down the field, heading straight for the goal. Everyone thought Simone was going to take it straight to the net to score. Instead, Simone passed the ball to Samantha. Samantha kicked the ball right into the goal. The goalie dove but could not get to the ball in time. Everyone cheered! The game was tied!

- *How did Simone show teamwork?*
- *Why did Simone pass the ball to Samantha?*
- *Could they still have tied the game if Simone kept the ball and shot it herself?*
- *What would you do in this situation?*

EXTENSION IDEAS

Use these Extension Ideas to extend and reinforce the learning anytime throughout the month and year.

- Celebrate “Teamwork Tuesdays”! Choose collaborative games and group activities on these days that allow students to practice their teamwork.
- Take a short field trip by walking around the school, block, or town. Have children raise their hand and share when they observe teamwork. Students can draw pictures of different examples of teamwork when they get back to class.
- Have students write in their CTBN Journal about teamwork using this sentence starter: “Teamwork is important because...”

ADDITIONAL BOOKS LIST - TEAMWORK (K-2)

Use these additional books to reinforce the concept of teamwork.

It's Mine, By Leo Lionni

Pumpkin Soup, By Helen Cooper

Swimmy, By Leo Lionni

Farmer Duck, By Martin Waddell

The War Between the Vowels and the Consonants, By Priscilla Turner

Stone Soup, By Marcia Brown

BONUS MATERIALS

Award Certificates: Choose To Be Nice Award Certificates are a great way to promote a positive school culture and reinforce the Choose To Be Nice value of the month. Use the Teamwork Award Certificate to recognize those students who consistently work together with other students and demonstrate teamwork in class.




Reward Tickets: Keep a stack of Teamwork Tickets handy. When you observe a student showing teamwork through actions, words, or interactions, award them a ticket. Empowering students to award these tickets to their peers is a great way to encourage them to recognize and value teamwork in different situations. Consider setting up a system where tickets can be exchanged for small rewards or privileges.



Coloring Page: Students can use coloring pages during quiet time. Display completed pages around the classroom to celebrate students' understanding and commitment to teamwork.



Poster: Hang the poster in your classroom as a visual reminder of the importance of teamwork. Use the poster to spark meaningful discussions about teamwork.



**CHOOSE
TO BE NICE[®]**




TEAMWORK AWARD

This award is being presented to

*for being able to collaborate and
work well with others.*

Keep up the good work!!



TEAMWORK

CHOOSE
TO BE
NICE

CONGRATULATIONS! YOU WERE
CAUGHT SHOWING TEAMWORK

Name: _____

Date: _____



TEAMWORK

CHOOSE
TO BE
NICE

CONGRATULATIONS! YOU WERE
CAUGHT SHOWING TEAMWORK

Name: _____

Date: _____



TEAMWORK

CHOOSE
TO BE
NICE

CONGRATULATIONS! YOU WERE
CAUGHT SHOWING TEAMWORK

Name: _____

Date: _____



TEAMWORK

CHOOSE
TO BE
NICE

CONGRATULATIONS! YOU WERE
CAUGHT SHOWING TEAMWORK

Name: _____

Date: _____



TEAMWORK

CHOOSE
TO BE
NICE

CONGRATULATIONS! YOU WERE
CAUGHT SHOWING TEAMWORK

Name: _____

Date: _____



TEAMWORK

CHOOSE
TO BE
NICE

CONGRATULATIONS! YOU WERE
CAUGHT SHOWING TEAMWORK

Name: _____

Date: _____



TEAMWORK

CHOOSE
TO BE
NICE

CONGRATULATIONS! YOU WERE
CAUGHT SHOWING TEAMWORK

Name: _____

Date: _____



TEAMWORK

CHOOSE
TO BE
NICE

CONGRATULATIONS! YOU WERE
CAUGHT SHOWING TEAMWORK

Name: _____

Date: _____



TEAMWORK



TEAMWORK



TYLER
THE TEAMWORK MOUSE
remembers that working together
is very important.

CHOOSE TO BE NICE[®]

