

# CHOOSE TO BE NICE<sup>®</sup>

LEARNING ACTIVITY GUIDE - THIRD GRADE

## TEAMWORK



### TEAMWORK TYLER

remembers that working together is very important.



#### WHAT'S INSIDE?

- Student-centered activities designed to promote lifelong social and emotional intelligence
- Book recommendations + literacy activities
- Home connections + tips for parents

CHOOSE  
TO BE NICE<sup>®</sup>



Welcome to the Third Grade Teamwork Learning Activities!

This month, your school community will be emphasizing the importance of teamwork. Use this Learning Activity Guide to help students understand and embrace teamwork through an engaging video or audio recording, a children’s book, a lesson, discussion questions, extension ideas, bonus materials, and at-home engagement. These fun and student-centered activities are cross-curricular and include opportunities for children to collaborate and work independently, exercise their literacy skills and creativity, and develop social and emotional awareness.

The Choose To Be Nice® school program is a comprehensive and engaging SEL (social and emotional learning) program that focuses on the nine important values of respect, kindness, acceptance, teamwork, honesty, responsibility, friendship, patience, and courage. Schools focus on one value per month, and all program components are designed to foster empathy, kindness, and lifelong values that will help children become resilient and compassionate individuals. All learning activities are aligned with the five core social-emotional learning competencies identified by CASEL (Collaborative for Academic, Social, and Emotional Learning), the nation’s leading organization advancing the development of academic, social, and emotional competence for all students. As students go through the Choose To Be Nice program and learn and practice the Choose To Be Nice values, they are building their skills in the five competencies: self-management, self-awareness, responsible decision making, relationship skills, and social awareness.



# TABLE OF CONTENTS

## 4 GETTING STARTED

- Choose To Be Nice Values
- Online Resources
  - Educator Resources
  - Family Resources
- Suggested Schedule

## 7 LEARNING ACTIVITIES - THIRD GRADE TEAMWORK

- Choose To Be Nice At Home Activity Book
- Teamwork Tyler Audio
- Third Grade Teamwork Learning Activity
- Discussion Questions
- Extension Ideas
- Additional Book Suggestions List

## 10 BONUS MATERIALS

- Teamwork Award Certificate
- Teamwork Reward Tickets
- Coloring Page
- Poster

# GETTING STARTED

## OUR VALUES

Choose To Be Nice promotes its mission with these nine important values:

**RESPECT** - be polite and show consideration for others and their differences

**KINDNESS** - be nice and friendly to people wherever you go

**ACCEPTANCE** - appreciate and recognize people for who they are

**TEAMWORK** - collaborate and work together with others

**HONESTY** - be truthful and fair

**RESPONSIBILITY** - be accountable for your own actions

**FRIENDSHIP** - be a friendly companion other people want to be around

**PATIENCE** - be calm and understand that some things take time and endurance


**COURAGE** - be brave and dare to be nice even when it's hard

# GETTING STARTED


## ONLINE RESOURCES

Resources for educators and families are available to download on our website.

**Educator Resources Page:** The entire Choose To Be Nice curriculum, along with supporting documents, additional student worksheets, at home activity guides, bonus materials, and this guide, are all available on our website on the Educator Resources Page. To access materials visit: [www.choosetobenice.com/educator-resources](http://www.choosetobenice.com/educator-resources). Use password: **CTBNschool24-25**.



**Family Resources Page:** Please be sure to direct your families to our online **Family Resources Page**, where we have additional engaging and fun at home activities for families, as well as tips and other resources. Families can access the activities at: [www.choosetobenice.com/home-community-resources/](http://www.choosetobenice.com/home-community-resources/).



# GETTING STARTED

## SUGGESTED SCHEDULE

Here is a suggested schedule to follow for Third Grade Teamwork Month:

### **Prior To Week One:**

- Send home the Choose To Be Nice At Home Activity Book (Third Grade Teamwork) available on the Educator Resources Page
- Have books from the suggested book list readily available for your students

### **Week One:**

- Play Tyler's audio recording found on the Educator Resources Page
- Teamwork Learning Activity: Build Your Own House!

### **Week Two:**

- Have Group Discussions about teamwork

### **Week Three:**


- Have students reflect on and write about teamwork during journal time. Journal covers and pages are available to download from the Educator Resources Page

### **Week Four:**

- Teamwork Extension Activity

## CHOOSE TO BE NICE AT HOME ACTIVITY BOOK

Essential to adopting any new behaviors is making sure the learning reaches home. **Choose To Be Nice At Home Activity Books** help to reinforce the Choose To Be Nice values and encourage positive dialogue at home. Each Guide includes a note to parents/guardians, a fun activity, discussion questions, a coloring page and a poster. Be sure to send this guide home prior to starting this month's learning activities.



## TEAMWORK TYLER AUDIO

In this short audio recording, **Teamwork Tyler** talks about teamwork and builds excitement for additional learning and exploration. Be sure to play this audio prior to starting this month's learning activities.



All At Home Activity Guides and audio recordings are available on our website on the [Educator Resources Page](#). Password is CTBNschool24-25.

## TEAMWORK TYLER

remembers that working together is very important.

**BOOK SUGGESTION:** *How a House is Built*, By Gail Gibbons



**LEARNING ACTIVITY:** Build Your Own House!

**SUBJECT CONNECTIONS:** English Language Arts

**MATERIALS NEEDED:**

- Marshmallows
- Toothpicks
- Drawing paper

**INSTRUCTIONS:** After reading *How a House is Built*, have students discuss why **teamwork** is important when building a house. Ask: *What would it be like if you only had an architect on the team? If you only had a carpenter?*

Explain to students that they will be working in teams to create their own house using only marshmallows and toothpicks. Divide students into teams of four. Before they begin building, have the team select students for the following roles:

- Architect: draws a plan for the house
- Surveyor: selects a site for the house
- Equipment Operator: gathers necessary equipment
- Carpenter: assembles the house

Give students 15 minutes to construct their house. Then, have a gallery and walk around the classroom to see each team's house. Ask each team to discuss how they used teamwork during the construction process.

Afterwards, have students reflect on what they learned about working together as a team. Ask: *What worked well? What was challenging? What would you do differently if we played again? What would happen if you were missing a member of the team? Why is it important to have each role on your team?* Remind students that working in teams is sometimes difficult, but it helps to have a plan for collaboration. Emphasize that when everyone on a team works together towards a common goal, you can accomplish more that you might be able to on your own.



## DISCUSSION QUESTIONS (3-5)

Use these questions to engage students in thoughtful discussions about teamwork.

- Is it better to work as a team or on your own?
- What makes a good team?
- What can you do to be a good teammate?
- What qualities make a good team member?
- Share a time when teamwork helped you achieve something important.
- What challenges can arise in teamwork, and how can they be overcome?
- How does teamwork in school projects differ from sports teams?

## EXTENSION IDEAS

Use these Extension Ideas to extend and reinforce the learning anytime throughout the month and year.

- Have students switch roles and build a second house. Discuss the two teamwork experiences and how they were different.
- Ask students to write a list of other activities that involve teamwork in their CTBN Journal. Challenge students to come up with as many as possible in three minutes and see who comes up with the most.

## ADDITIONAL BOOKS LIST - TEAMWORK (3-5)

Use these additional books to reinforce the concept of teamwork.

**The Enormous Potato**, By Aubrey Davis

**Marty McGuire Digs Worms!**, By Kate Messner and Brian Floca

**The Mysterious Benedict Society**, By Trenton Lee Stewart

## BONUS MATERIALS

**Award Certificates:** Choose To Be Nice Award Certificates are a great way to promote a positive school culture and reinforce the Choose To Be Nice value of the month. Use the Teamwork Award Certificate to recognize those students who consistently work together with other students and demonstrate teamwork in class.




**Reward Tickets:** Keep a stack of Teamwork Tickets handy. When you observe a student showing teamwork through actions, words, or interactions, award them a ticket. Empowering students to award these tickets to their peers is a great way to encourage them to recognize and value teamwork in different situations. Consider setting up a system where tickets can be exchanged for small rewards or privileges.



**Coloring Page:** Students can use coloring pages during quiet time. Display completed pages around the classroom to celebrate students' understanding and commitment to teamwork.



**Poster:** Hang the poster in your classroom as a visual reminder of the importance of teamwork. Use the poster to spark meaningful discussions about teamwork.



**CHOOSE  
TO BE NICE<sup>®</sup>**



# TEAMWORK AWARD


*This award is being presented to*

---

*for being able to collaborate and  
work well with others.*

*Keep up the good work!!*

---



# TEAMWORK

CHOOSE  
TO BE  
NICE.

CONGRATULATIONS! YOU WERE  
CAUGHT SHOWING TEAMWORK

Name: \_\_\_\_\_

Date: \_\_\_\_\_



# TEAMWORK

CHOOSE  
TO BE  
NICE.

CONGRATULATIONS! YOU WERE  
CAUGHT SHOWING TEAMWORK

Name: \_\_\_\_\_

Date: \_\_\_\_\_



# TEAMWORK

CHOOSE  
TO BE  
NICE.

CONGRATULATIONS! YOU WERE  
CAUGHT SHOWING TEAMWORK

Name: \_\_\_\_\_

Date: \_\_\_\_\_



# TEAMWORK

CHOOSE  
TO BE  
NICE.

CONGRATULATIONS! YOU WERE  
CAUGHT SHOWING TEAMWORK

Name: \_\_\_\_\_

Date: \_\_\_\_\_



# TEAMWORK

CHOOSE  
TO BE  
NICE.

CONGRATULATIONS! YOU WERE  
CAUGHT SHOWING TEAMWORK

Name: \_\_\_\_\_

Date: \_\_\_\_\_



# TEAMWORK

CHOOSE  
TO BE  
NICE.

CONGRATULATIONS! YOU WERE  
CAUGHT SHOWING TEAMWORK

Name: \_\_\_\_\_

Date: \_\_\_\_\_



# TEAMWORK

CHOOSE  
TO BE  
NICE.

CONGRATULATIONS! YOU WERE  
CAUGHT SHOWING TEAMWORK

Name: \_\_\_\_\_

Date: \_\_\_\_\_



# TEAMWORK

CHOOSE  
TO BE  
NICE.

CONGRATULATIONS! YOU WERE  
CAUGHT SHOWING TEAMWORK

Name: \_\_\_\_\_

Date: \_\_\_\_\_



# TEAMWORK



# TEAMWORK



## TEAMWORK TYLER

remembers that working together is very important.

# CHOOSE TO BE NICE<sup>®</sup>

